









Built for Multifamily

TROUBLESHOOTING GUIDE

6-Series Heat Pump








Removing the access panel reveals a Control Board that has been installed in all 6-Series Heat Pumps. This board is **designed to protect the unit** and if there's a problem, **tell you exactly what's wrong**.

Main Control Board

| IF... | THEN... |
|---|--|
| RED | GREEN |
|  |  Outdoor unit running properly. |
|  |  Outdoor unit is in standby mode and may be running a diagnostic. Wait up to five minutes for this cycle to complete. |
|  |  The outdoor unit found an error. Refer to LED DIAGNOSTIC TABLE. |

LED Diagnostic Table

IF RED ON AND GREEN BLINKING SYSTEM FOUND ERROR
The number of times the light blinks every 8 seconds indicates issue below

| | |
|---|-------------------------------------|
|  | High pressure alarm |
|  | (T3) Temperature sensor fault |
|  | High exhaust temperature protection |
|  | Low pressure protection |
|  | (T5) Temperature sensor fault |
|  | (T4) Temperature sensor fault |
|  | (T3) High temperature protection |

NEED HELP?

Check out the Help Guide or watch the Videos to find out more about your new unit.



Learn more:

ChadwellSupply.com/BrothersHelp

